


Member Online Portal Login

1. Go to www.cinsf.com



2. Click on the Member Login tab **or** copy below LINK and paste on to Internet Explorer to enable you to activate your new account.

<https://funds.linkmarketservices.co.nz/cooks/#/auth/login>

Once you have activated your account, copy the above LINK to your Google Chrome browser

3. Click on "Register a New Account"

A screenshot of the CINSF Investor Portal. The page has a white background with the CINSF logo at the top left. Below the logo is the text 'Investor Portal' and 'POWERED BY LINK MARKET SERVICES'. The main content area contains a login form with fields for 'EMAIL ADDRESS' and 'PASSWORD'. Below the password field is a 'FORGOT?' link. A dark blue button labeled 'LOGIN TO YOUR ACCOUNT' is below the form. Below this is an 'OR' separator. A light grey button labeled 'REGISTER A NEW ACCOUNT' is highlighted with a red oval. Below this button is the text 'You will need your Member/Investor Number to register an account.' At the bottom is a light grey button labeled 'ADVISER LOGIN'. To the right of the form is a large image showing a person's hands writing on a notepad, a tablet, and various papers with charts and graphs on a wooden desk.

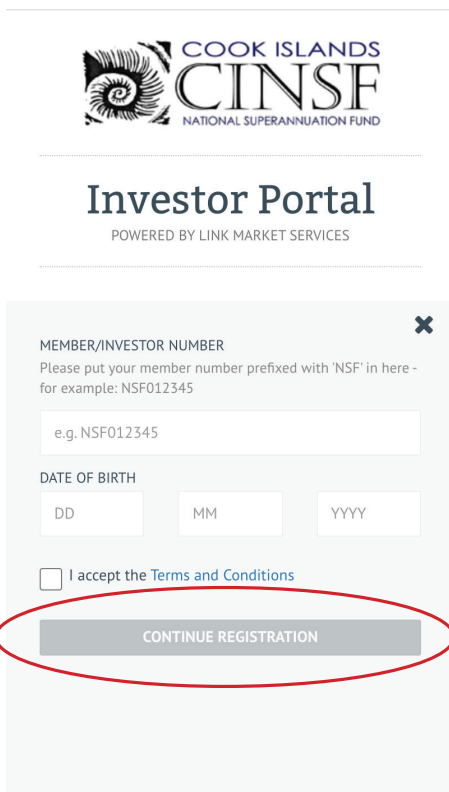
4. Enter your Member number, which is NSF3*****

(Please contact Superannuation office if you are unaware of your NSF Number)

Enter your date of birth

Read the Terms and Conditions and then Accept if you agree.

5. Click on continue registration



COOK ISLANDS CINSF
NATIONAL SUPERANNUATION FUND

Investor Portal

POWERED BY LINK MARKET SERVICES

MEMBER/INVESTOR NUMBER
Please put your member number prefixed with 'NSF' in here -
for example: NSF012345

e.g. NSF012345

DATE OF BIRTH

DD MM YYYY

☐ I accept the [Terms and Conditions](#)

CONTINUE REGISTRATION



6. Enter the email address that you want to use; you will need to be able to receive a confirmation email to complete the process.

7. Enter your choice of password (must be at least 8 characters and include upper and lower case letters, at least 1 number and at least 1 symbol, we recommend @ or # or \$ or % symbols)

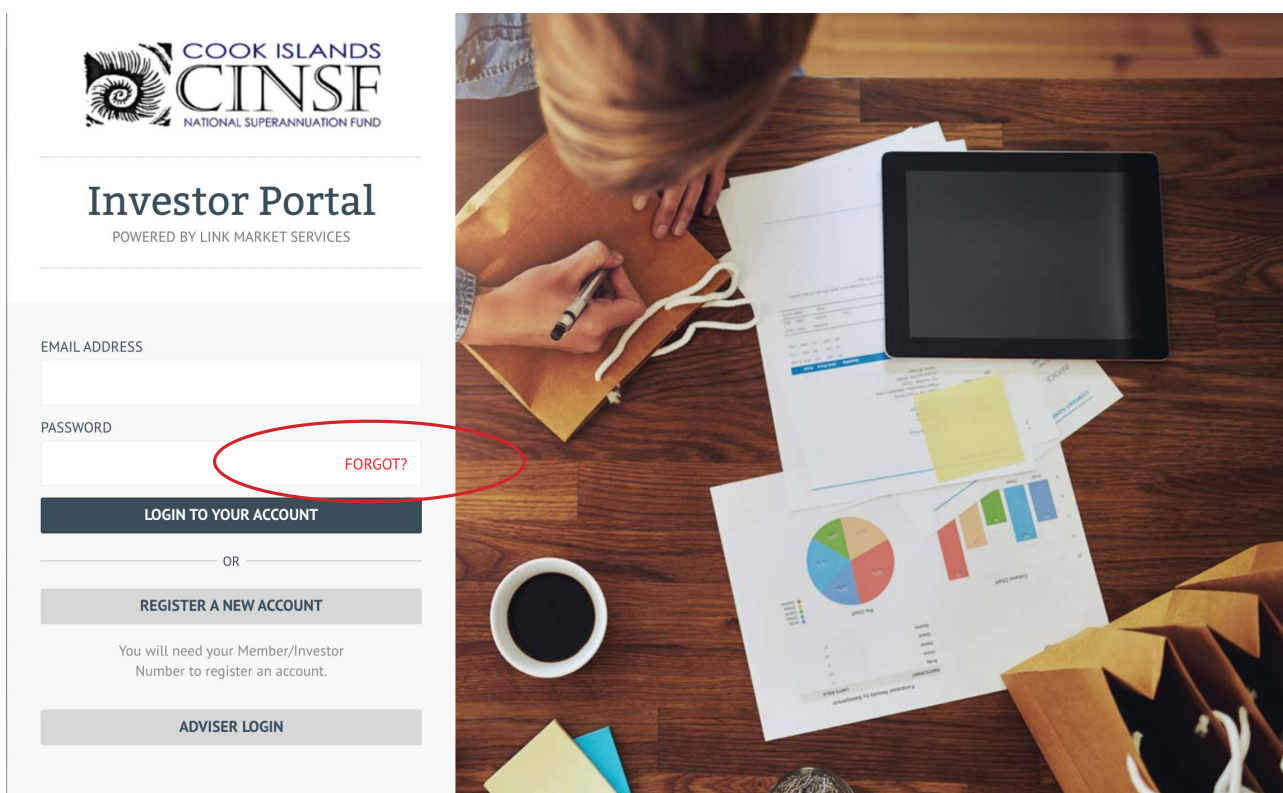
8. Click on "Register my Account"

9. Wait for the confirmation email; it should arrive within 15 minutes.

10. Click on the registration link to complete your registration.

After you click on the registration link you will be directed through to the screen below where you will now enter your email address that you registered with and your password and then click on “Login to my Account”.

If you forget your password then click on the **Forgot?** Icon and follow the password reset procedures. If you



If you have any issues please contact us on email cinsf@linkmarketservices.com or contact the CINSF Staff enquiry@superfund.gov.ck